

São Paulo Overview



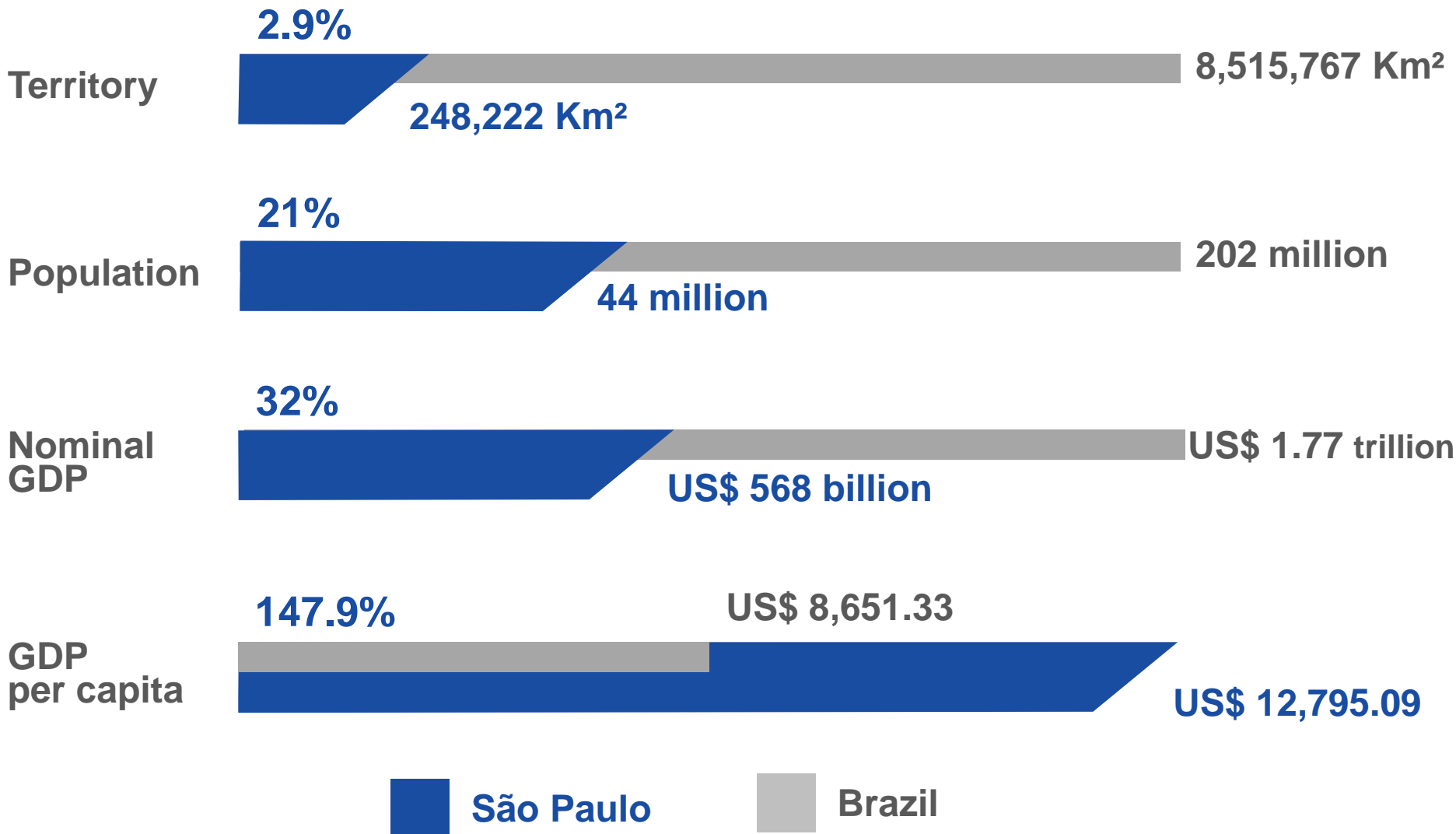
Investment
Promotion
Agency

State of São Paulo

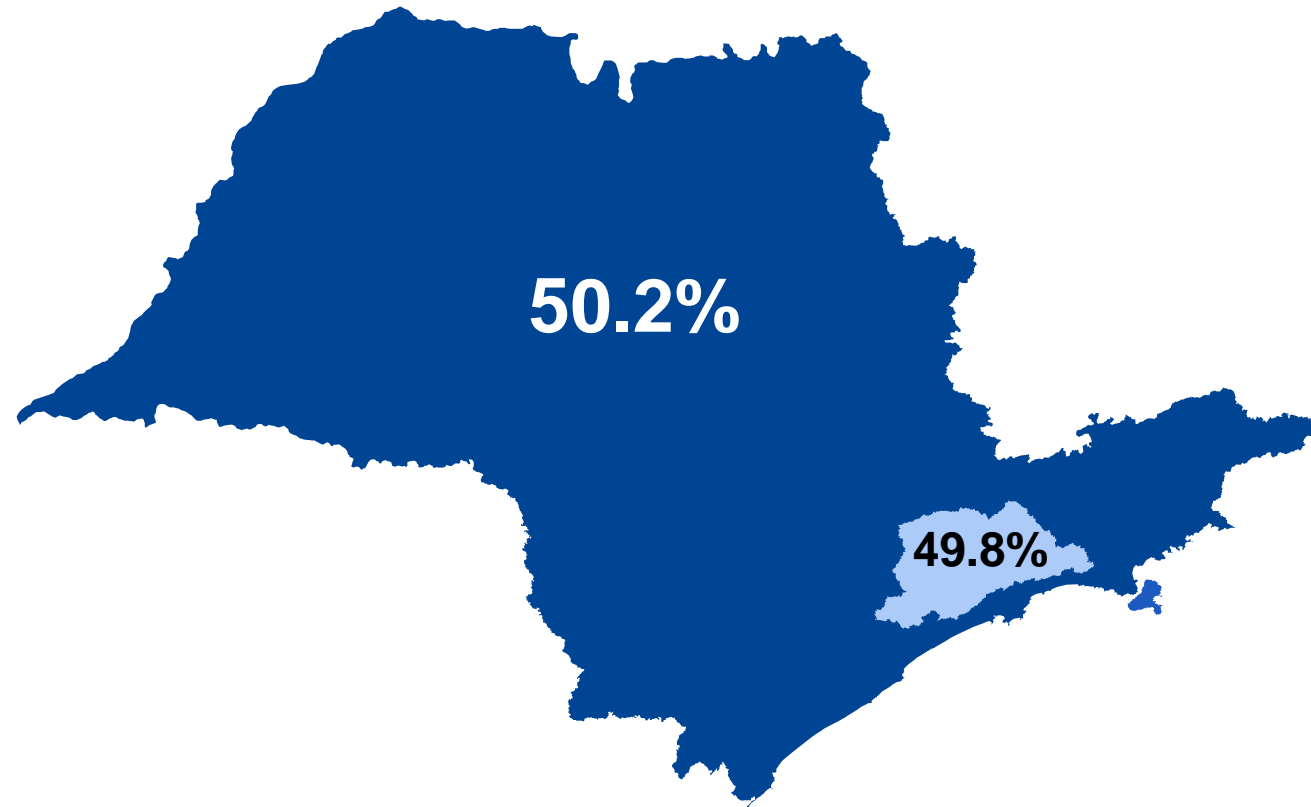
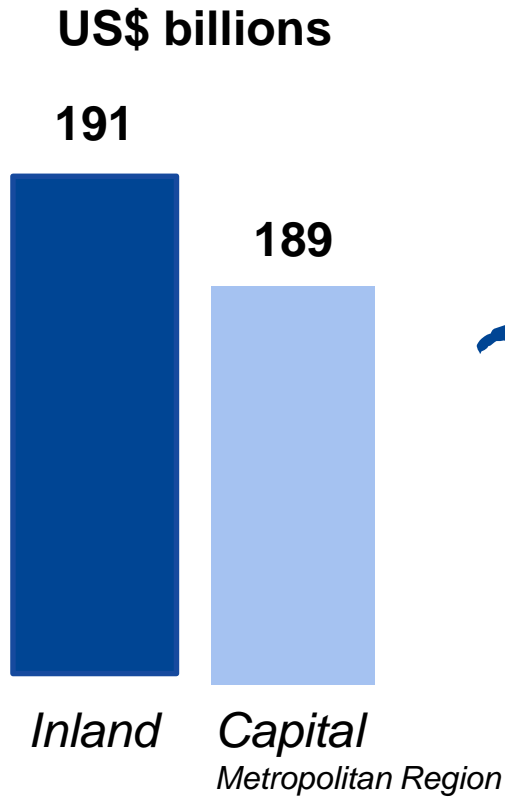
- **32% of Brazil's GDP** (US\$ 568 billion)
- **44 million inhabitants** (12 million in the capital city São Paulo)
- **645 municipalities**
(5 Metropolitan Regions)
- **World's number one producer of:**
 - **sugar**
 - **sugarcane ethanol**
 - **orange juice**
- **3rd largest aircraft** producer in the world (Embraer)



Brazil and São Paulo Comparison



São Paulo Consumer Market Map



The largest Brazilian consumer market
US\$ 390 billion

São Paulo's share of the Brazilian output

Selected Sectors

Agricultural machinery and equipment



Home appliances



Vehicles



Generators, transformers and electric motors



São Paulo's share of the Brazilian output

Selected Sectors

Plastic material products



Computer equipment and accessories



Chemical products



São Paulo's share of the Brazilian output

Selected Sectors

Cosmetics and personal hygiene



Pharmaceutical products

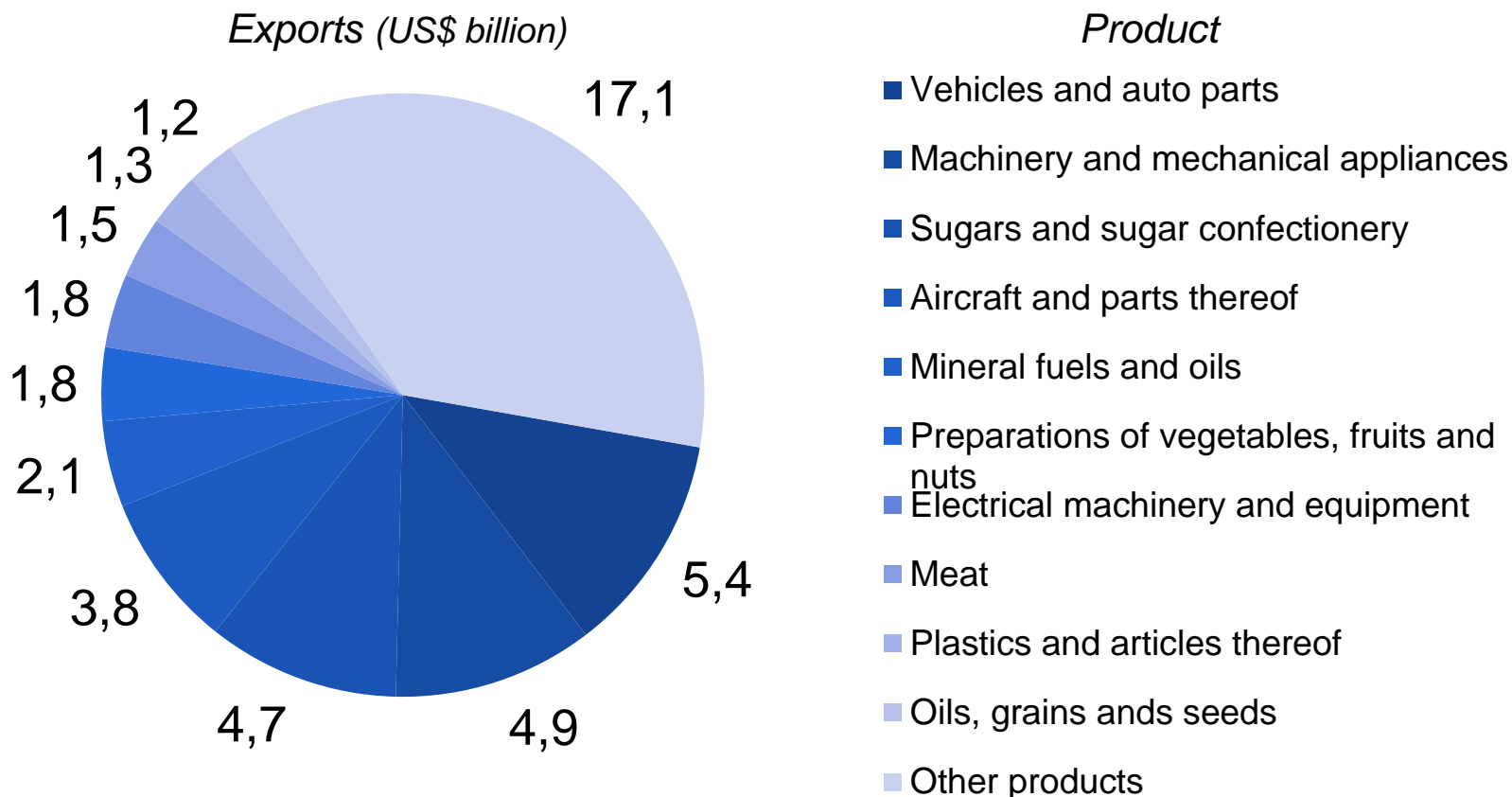


Aircraft



São Paulo's exports profile

Main products exported by the State of São Paulo - 2015

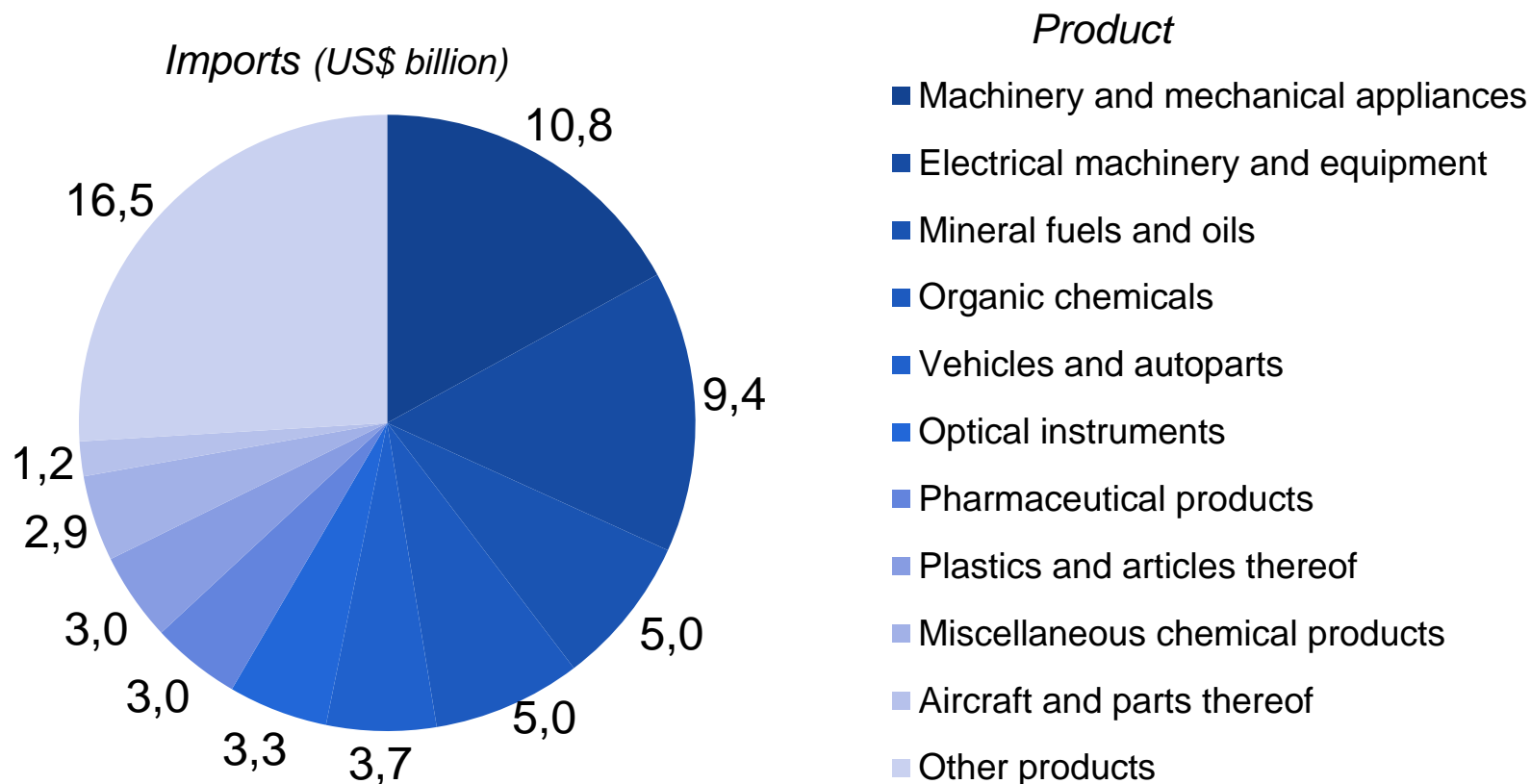


Total of **US\$ 45.6 billion** in exports

São Paulo accounts for:
24% of **exports** from the country

São Paulo's imports profile

Main products imported by the State of São Paulo - 2015



Total of **US\$ 63.7 billion** in imports

São Paulo accounts for:
37% of imports to the country

São Paulo State accounts for:

41% of FDI projects in Brazil

and

20% of the FDI projects in South America

São Paulo: #1 in the FDI South American States of the Future

TOP 10 – OVERALL RANKING

Rank	State	Country
1	São Paulo	Brazil
2	Buenos Aires Autonomous City	Argentina
3	Rio de Janeiro	Brazil
4	Bogotá	Colombia
5	Metropolitana de Santiago	Chile
6	Antofagasta	Chile
7	Buenos Aires Province	Argentina
8	Paraná	Brazil
9	Rio Grande do Sul	Brazil
10	Lima	Peru

2016/2017

TOP 10 – HUMAN CAPITAL AND LIFESTYLE

Rank	State	Country
1	São Paulo	Brazil
2	Buenos Aires AC	Argentina
3	Lima	Peru
4	Pichincha	Ecuador
5	Minas Gerais	Brazil
6	Metro. de Santiago	Chile
7	Bogotá	Colombia
8	Guayas	Ecuador
9	Montevideo	Uruguay
10	Buenos Aires Prov.	Argentina

2016/2017

For two times in a row, the State of São Paulo has been named by the fDi Magazine as the number one South American State of the Future.





Our Services to Investors



Areas of Activity



Investment Outreach



Investment Projects



**International and
Institutional Relations**



**São Paulo Technological
Park System**



Promotion of Exports



**Promotion of the image
of the State of Sao Paulo**



**Actions for the Promotion
of Competitiveness**

Project Stages

Project needs



Site selection



Site visit



Environmental, infrastructure and tax procedures



Announcement



Groundbreaking and construction



Opening



Aftercare

Our Numbers



US\$ 16.9 billion
Investments



64,449
Direct Jobs



155
Projects

Our Clients



Our Clients



FOXCONN

GALDERMA



GO GERDAU

Gestamp



GOODYEAR
QUILÔMETROS DE HISTÓRIAS

greiner bio-one

FONTANA GRUPPO
SPECIAL FASTENERS

GUARUJA
EQUIPAMENTOS PARA SANEAMENTO

GV DO BRASIL
Indústria e Comércio de Aço Ltda

Haldex

HONDA
The Power of Dreams

HORIBA

HYUNDAI

HYUNDAI Rotem

IBF
INDÚSTRIA BRASILEIRA
DE FARMOQUÍMICOS

IBM

INOXCVA

IPACKCHEM
HIGH PERFORMANCE PLASTIC PACKAGING

JCB

JOHN DEERE

JOHNSON ELECTRIC

KWANGJIN

LABYES
ESPECIALIDADES VETERINÁRIAS

lenovo.

Libbs

LIEBHERR

LIUGONG

LWART

MARS

MARTIFER GROUP

MAXION

COVIDIEN

Melhoramentos CMPC

Our Clients



Mercedes-Benz



Mexichem.

MOSB



natura
bem estar bem



orygen[®]
biotecnologia

OSVALDO/MATOS

P&G

PARANAPANEMA



raccortubi

Quality Steel[®]
Beneficiamento do Aço

RANDON[®]



ROHDE & SCHWARZ



SABIS[®]



SAG



Scomi

Serasa Experian

SER
EMBALAGENS
CASA DE FERRÃO BRASILEIRO
SATISFAÇÃO • EXCELÊNCIA • RAPIDEZ

Serello
ambiental



SKF

SKY[®]
HDTV É ISSO



Our Clients



Thank You!

www.investe.sp.gov.br



SECRETARIA DE DESENVOLVIMENTO
ECONÔMICO, CIÊNCIA E TECNOLOGIA E INOVAÇÃO

